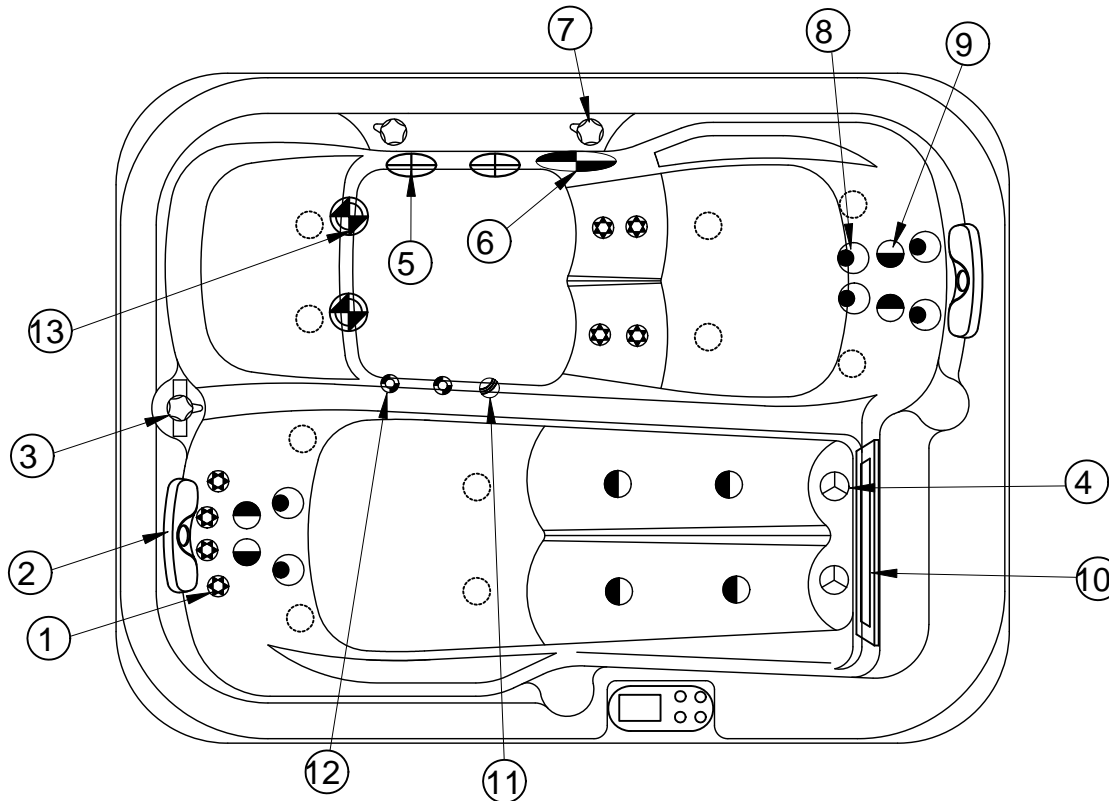


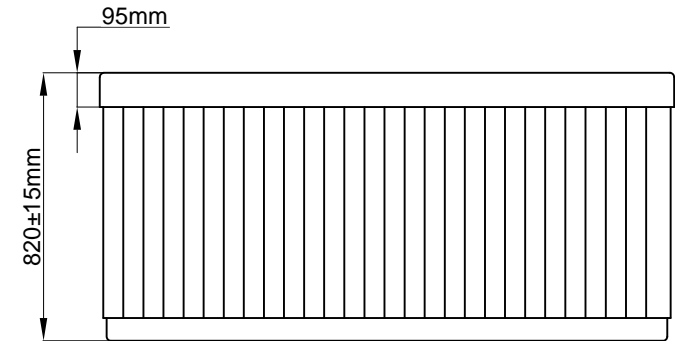
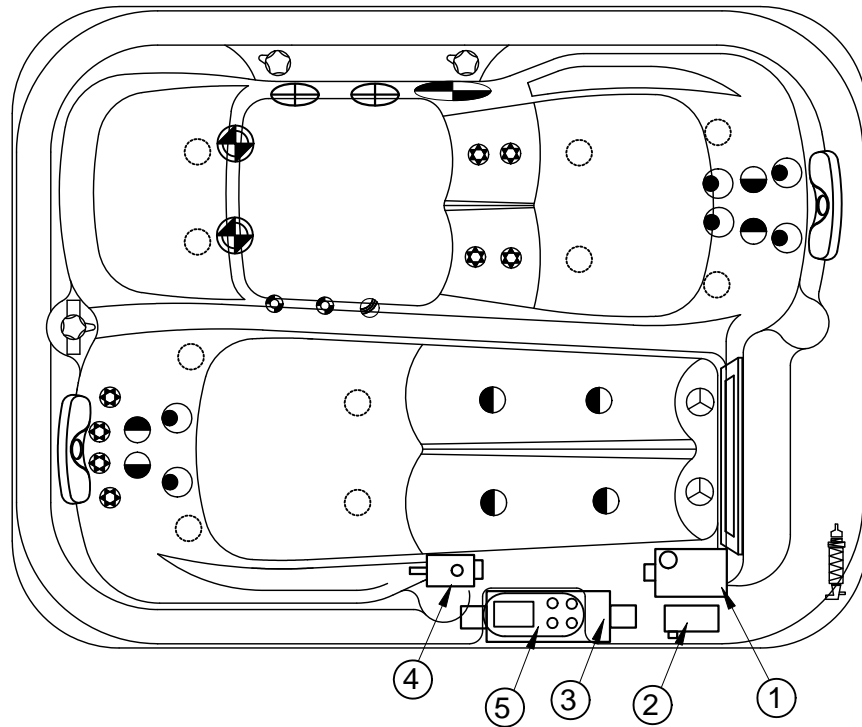
Notes: Due to manufacturing tolerances, there could be some minor differences between the actual spa and the drawing above. If site planning is critical to such tolerances, be sure to measure your actual spa. All specifications are subject to change without notice. Some components may be optional on your spa.








10		Twin Cilinder Skimmer (carbon grey)	1	pc
9		3"Jet Single-Spin	8	pcs
8		4"Jet internal-Single pulse	6	pcs
7		1;ã Air Check Valve Assembly	2	pcs
6		5" Light housing without Holder	1	pc
5		2;ãSuction (full set) - SS face	2	pcs
4		3"Jet internal-Directinal	2	pcs

13		4"Jet internal-Directinal	2	pcs	3		2;ãWater diverter valve	1	pc
12		Ozone Injector	2	pcs	2		EVA Butterfly Headrest	2	pcs
11		Star-Shape SS Bottom Drain	1	pc	1		2" Jet Internal-Directional	8	pcs
NO	ICON	DESCRIPTION	QTY	UNIT	NO	ICON	DESCRIPTION	QTY	UNIT

Notes: Due to manufacturing tolerances, there could be some minor differences between the actual spa and the drawing above. If site planning is critical to such tolerances, be sure to measure your actual spa. All specifications are subject to change without notice.  
Some components may be optional on your spa.



5	 K300 Gecko YE3 Top Panel	1	pc
4	 1HP Circulation Pump	1	pc
3	 Gecko YE3 Control Box(2KW Heater)	1	pc
2	 CP Ozone Generator	1	pc
1	 3HP Single Speed Pump	1	pc
NO	CON	DESCRIPTION	QTY UNIT
		Edition:24/7/2017	ZC.RX160S.0001

Notes: Due to manufacturing tolerances, there could be some minor differences between the actual spa and the drawing above. If site planning is critical to such tolerances, be sure to measure your actual spa. All specifications are subject to change without notice. Some components may be optional on your spa.