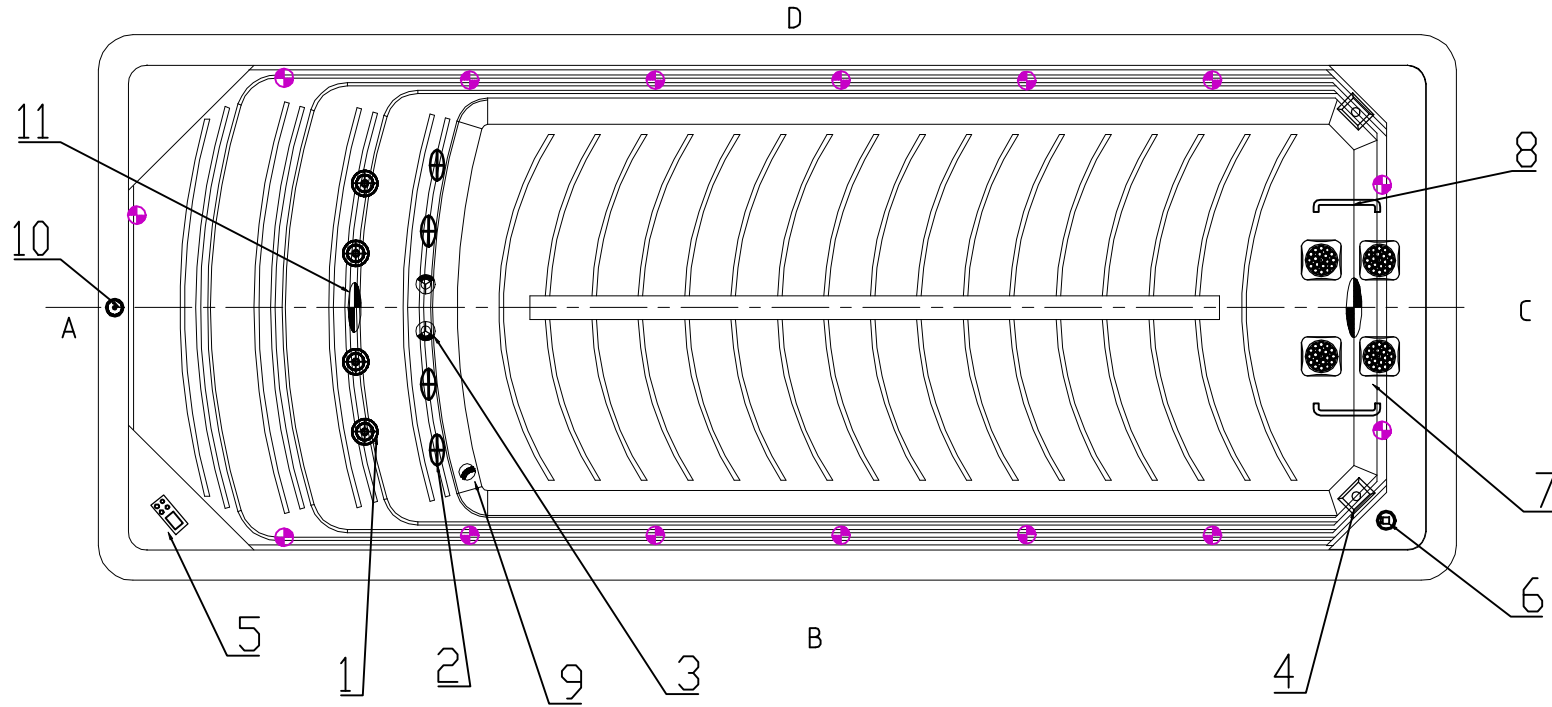
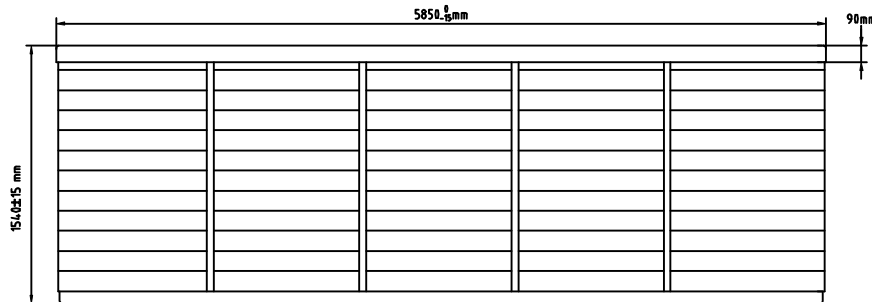
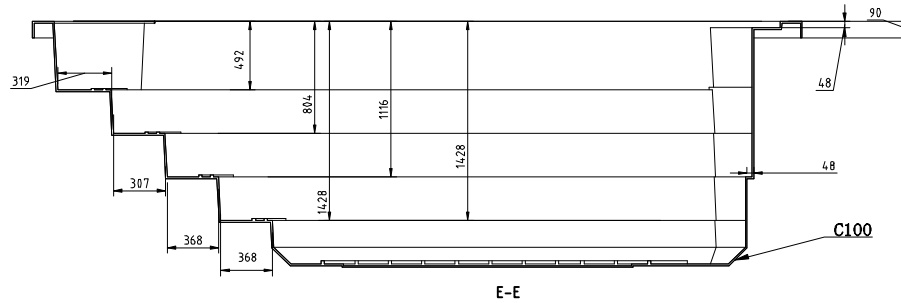
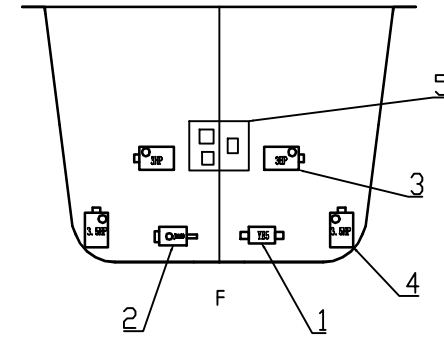
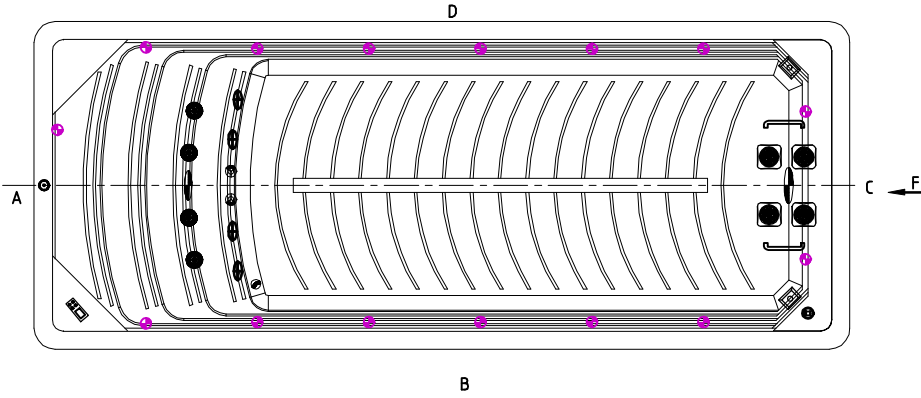


Notes: Due to manufacturing tolerances, there could be some minor differences between the actual spa and the drawing above. If site planning is critical to such tolerances, be sure to measure your actual spa.
All specifications are subject to change without notice.
Some components may be optional on your spa.



11		5" Light housing without Holder	01.03.03.0108	2	pcs
10		Stainless steel swim base	01.02.12.0004	1	pcs
9		Bottom Drain	01.03.04.0099	1	pcs
8		Stainless steel Handrail(φ28×180mm)	01.02.12.0001	2	pcs
7		3"Swim Jet	01.03.04.0177	4	pcs
6		INVERTER CONTROL PANEL	01.03.05.0683	1	pcs
5		CONTROL PANEL	01.03.05.0650	1	pcs
4		singles Cilinder Skimmer (carbon grey)	01.02.13.05.0068	2	pcs
3		Ozone Connection (Whole Set)	01.03.03.0221	2	pcs
2		2" Suction (full set)	01.03.03.0248	4	pcs
1		3" Suction (full set)	01.03.03.0472	4	pcs
NO	ICON	DESCRIPTION	PART #	QTY	UNIT
Edition:04/02/2018			ZC.EP60.0158		

Notes Due to manufacturing tolerances, there could be some minor differences between the actual spa and the drawing above. If site planning is critical to such tolerances, be sure to measure your actual spa. All specifications are subject to change without notice. Some components may be optional on your spa.



5		Inverter system	01.02.06.09.0007	1	pcs
4		3.5HP inverter Speed PUMP	01.03.05.0376	2	pcs
3		3HP Single Speed PUMP	01.03.05.0553	2	pcs
2		1HP Circulation Pump-JA100	01.03.05.0469	1	pcs
1		Control Box (IN.YE5)	01.03.05.0348	1	pcs
NO	ICON	DESCRIPTION	PART #	QTY	UNIT

Notes: Due to manufacturing tolerances, there could be some minor differences between the actual spa and the drawing above. If site planning is critical to such tolerances, be sure to measure your actual spa.
All specifications are subject to change without notice.
Some components may be optional on your spa.