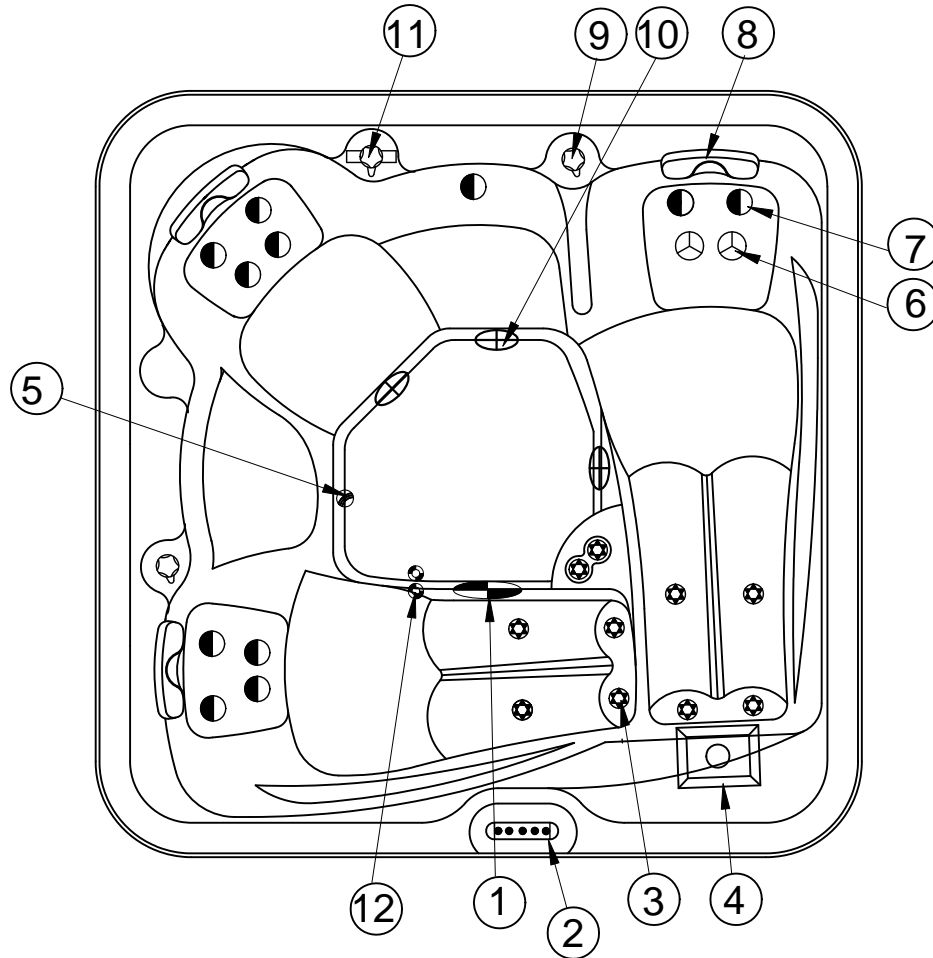


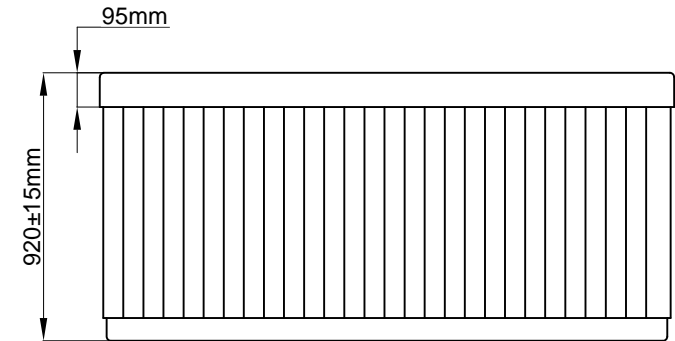
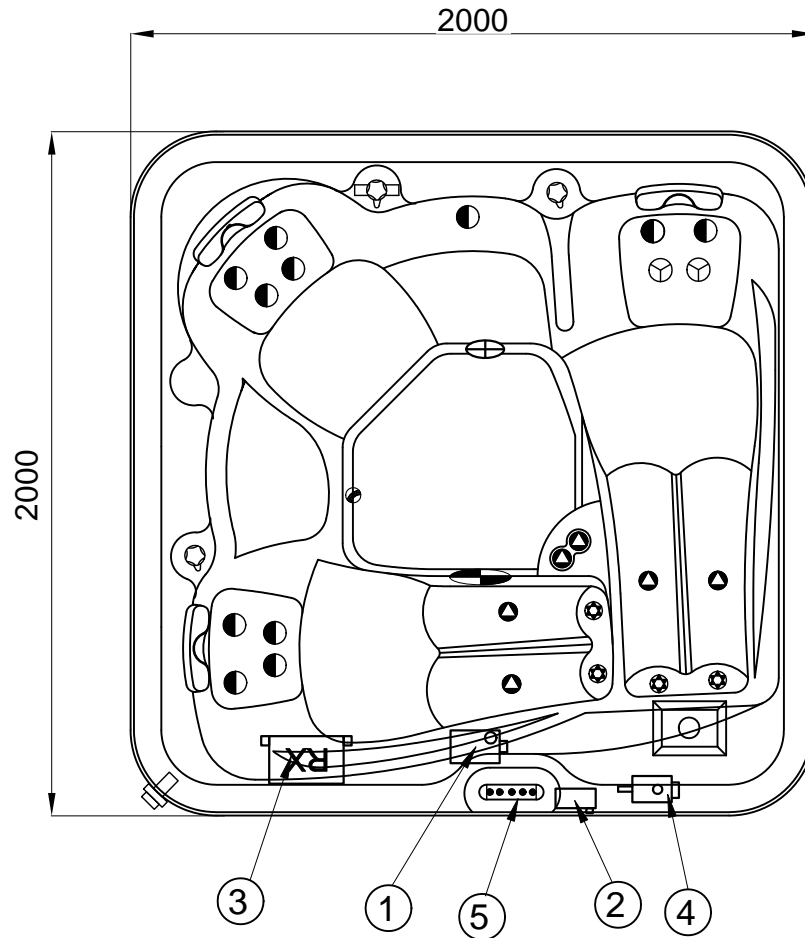
Notes: Due to manufacturing tolerances, there could be some minor differences between the actual spa and the drawing above. If site planning is critical to such tolerances, be sure to measure your actual spa. All specifications are subject to change without notice. Some components may be optional on your spa.



10		2x Suction (full set) - SS face	3	pcs
9		1x Air Check Valve Assembly	2	pcs
8		Butterfly Headrest	3	pc
7		3" Jet Single-Spin	11	pcs
6		3" Jet internal-Directinal	2	pcs
5		Star-Shape SS Bottom Drain	1	pcs
4		Single Cilinder Skimmer (carbon grey)	1	pcs
3		2" Jet Internal-Directional	10	pcs

12		Ozone Injector	2	pcs	2		Control Panels	1	pc
11		2x Water diverter valve	1	pcs	1		5" Light housing without Holder	1	pc
NO	ICON	DESCRIPTION	QTY	UNIT	NO	ICON	DESCRIPTION	QTY	UNIT

Notes: Due to manufacturing tolerances, there could be some minor differences between the actual spa and the drawing above. If site planning is critical to such tolerances, be sure to measure your actual spa. All specifications are subject to change without notice.
Some components may be optional on your spa.



5		K300 Gecko YE3 Top Panel	1	pc
4		1HP Circulation Pump	1	pc
3		Gecko YE3 Control Box(2KW Heater)	1	pc
2		CP Ozone Generator	1	pc
1		3HP Single Speed Pump	1	pc
NO	CON	DESCRIPTION	QTY	UNIT
Edition:27/7/2017				

Notes: Due to manufacturing tolerances, there could be some minor differences between the actual spa and the drawing above. If site planning is critical to such tolerances, be sure to measure your actual spa. All specifications are subject to change without notice. Some components may be optional on your spa.